



**NAS Oceana, Dam Neck Annex,
& NALF Fentress**



**2021-2022 Hunting Season
HUNTER INDOCTRINATION TRAINING**

Hunting Program Objectives



- **Control and/or maintain a healthy herd**
 - Reduce Population Numbers
 - Reduce BASH hazards
 - Reduce Crop Loss
 - Reduce Disease

- **Provide a safe, quality source of recreation**
 - Training & Qualifications
 - Tree Stand Safety
 - Equipment Safety
 - Know Your Target
 - No Shooting in Clear Zones

Points of Contact (NAS Oceana AOR)



- **Natural Resources**

- Michael Wright - Natural Resources Specialist/Manager (757-433-3461)
- Mark Edwards - Biological Science Tech., (757-433-2151)
- “Mac” McGrogan - Conservation Law-enforcement Officer (Game Warden), (757-433-2151)

- **Check-in/out Location:**

- NAS Oceana/DNA Security, NAS Oceana Building 320: (757-433-2224)
- NALF Fentress Quarterdeck, NALF Fentress Building 100: (757-433-2259)

- **Websites:**

<http://www.cnrc.navy.mil/regions/cnrma/installations/nas_oceana/about/departments/natural_resources/hunting-information.html>
<https://www.navfac.navy.mil/navfac_worldwide/atlantic/fecs/mid-atlantic/about_us/environmental_norfolk/natural_resources.html>

Notes:

- DNA Restricted Access hunting area check-in/out is conducted at DNA building 353.
- NAS Oceana Restricted Access hunting will continue to check-in/out at NAS Oceana building 320.

Hunting NSAHR NWA



- NSAHR Northwest Annex (NWA) hunting program is no longer managed by NAS Oceana.
- **To learn more about the NWA hunting program and requirements visit the following website: <<https://nwa.recaccess.com>>.**
 - NAS Oceana hunters, also visit this website to learn how to register your firearms in order to bring them on NWA for Black powder and Slug qualifications.
- **Natural Resources POC**
 - Taylor Austin, Natural Resources Specialist/Manager (757-421-8240)

NASO AOR - Sportsman's Quality Management Board (SQMB)



- Jim Tallman, President
- Paul/Mike Kirchenstien, Vice President
- Don Wilson, Secretary/Recorder
- Toby Kilbourn, Qual Recorder
- Mike Boehret
- Gary Dewet
- Paul Linberg
- Pedro Ramos
- Donald Snodgrass

Active Duty and Retired Military
Interested in Participating, Please
Inquire

The SQMB is made up of up to 15 members consisting of active duty and retired military. The SQMB members assist the Installation Natural Resources program with implementation of the hunting, trapping, archery and fishing programs, and other natural resources program areas as available on NAS Oceana, DNA, and NALF Fentress.

In addition to assisting with trail maintenance and hunting area boundary marking for the Hunting Program, the SQMB assists with weapons qualifications, face to face training events, and reviews of hunter violations. Review the NAS Oceana Deer Hunting Rules and Regulations document for the 2021-2022 hunting season for more details.

Hunting Opportunities



- NASO**

- Bow, Crossbow and Muzzleloader only for deer
- Small Game, Saturday only

- NALF Fentress**


- Bow, Crossbow, Muzzleloader and **Slug/Buckshot** for deer
- Small Game after end of regular season, Saturday only

- NASO Dam Neck Annex**

- Bow, Crossbow, Shotgun (**Buckshot only**) and Muzzleloader. **Pay attention to map legend for weapons used in each area.....**

Review the NAS Oceana Deer Hunting Rules and Regulations document for the 2021-2022 hunting season for more details.

Permit Activation Requirements – Hunting & Trapping



- **Purchase a NAS Oceana Hunting Permit**
 - Purchase at the DNA MWR facility The Dunes, Bldg. 180 or NAS Oceana NEX MWR Ticket Counter, Bldg. 292
 - Fee: **\$20.00.** (includes use of Archery Range; Money will be used for fish & wildlife management)
- **Complete a NAS Oceana Permit Application**
- **Purchase Applicable State Hunting Licenses**
- **Provide Proof of Successful Completion of the following:**
 - Hunter Safety Course (for course schedule info. call 1-866-604-1122)
 - Will accept any certified United States State Hunter Safety Course
 - Indoctrination Training and Rules & Regulations Review
 - Weapons Registration Card
 - Weapons Qualifications
- **Make, Model, and serial number of every weapon brought on Base for Hunting must be legibly written on the back of each permit . Loss of permit for a year will result if you don't follow Instructions.**

Required Training:

- International Bowhunter Education Program (IBEP) training requirement is being waived for the 2021-2022 season (normally required). Hunters are encourage to take either an online offering of the course in lieu of the typical classroom setting training or available in person training. In person training is the preferred method.
- Note: In Aug, there will be an in person IBEP training offered at NAS Oceana (see weapons qualification calendar).
- Note: You can take IBEP from anywhere it is offered, it does not have to be the course that is hosted at the Installation. Be sure to maintain a copy of your course completion certificate.

You **DO NOT** have to have purchased your Installation hunting permit to:

- complete the indoctrination training
- complete your weapons registrations with security (NAS Oceana and/or NSAHR, as appropriate)
- complete your weapons qualifications
- complete your State hunter safety course

You **WILL** have to provide proof of completing all of the above to be able to obtain a signed and approved permit.

Review the NAS Oceana Deer Hunting Rules and Regulations document for the 2021-2022 hunting season for more details

Permit Activation Requirements – Natural Resources Program Archery Range



- **Purchase a NAS Oceana Hunting/Archery Range Permit**
 - Purchase at the DNA MWR facility The Dunes, Bldg. 180 or NAS Oceana NEX MWR Ticket Counter, Bldg. 292
 - Fee: **\$20.00.** (includes use of Archery Range; Money will be used for fish & wildlife management)
- **Complete a NAS Oceana Permit Application**
 - Includes the filling out of the application and a range safety brief.
- **Provide Proof of Successful Completion of the following:**
 - Weapons Registration Card
- **Make, Model, and serial number of every weapon brought on Base for Hunting must be legibly written on the back of each permit . Loss of permit for a year will result if you don't follow Instructions.**
- **Before use of the range ensure arrows are marked with the last 4 numbers of your SSN.**

The hunting and archery range permits are the same permit. You do not have to purchase separate permits if you are planning to hunt and utilize the archery range at the NAS Oceana Natural Resources Center (NRC), Bldg. 78 complex.

Weapons Qualification Requirements



•NOTE: There will be field checks on equipment!

•Archery Shooting qualifications.

- 3 strikes and you're out, 1 weapon,
- must register make/model and serial number
- Mechanicals can qualify with field tips.
 - (Must have 6 matching mechanical hunting tips before you can qualify) No exceptions.

•Muzzleloader or shotgun slug qualifications.

- Only 2 opportunities to qual for muzzleloader/shotguns
- Each hunter must score 150 points and is allowed three shots.
 - Each bull's eye shot is worth 75 points and each shot on the paper plate not in the bull's eye is worth 50 points.

Come to the qualification with your weapon ready to go. There will not be a sighting in process at the qualification!!!

Review the NAS Oceana Deer Hunting Rules and Regulations document for the 2021-2022 hunting season for more details.

Training & Qual Dates



•Bow Quals

–NASO, NRC Bldg.78

- 31 Jul (0900-1000)
- 10 Aug (1700-1800)
- 26 Aug (1700-1800)
- 30 Aug (1700-1800)
- 08 Sept (1700-1800)
- 13 Sept (1700-1800)
- 24 Sept (1700-1800)
- 28 Sept (1700-1800)
- 10 Oct (1000-1100)

•BP/Slug Quals,

–NSAHR NWA, IAMS Firing Range

- 21 Aug (0800-?)
- 18 Sept (0800-?)
- 16 Oct (0800-?)

• IBEP (International Bow Education Program)

–NASO NRC Bldg. 78

- Aug 19-20 (1800-2200,
Both nights)

IBEP is not required for the 2021-2022 season. As a reminder, in future seasons, when we return to requiring IBEP, NAS Oceana accepts all approved IBEP issued training certificates. As such, you do not have to take the NAS Oceana offerings of the course to qualify, you can take any IBEP training course offering. As long as it meets all requirements as the International Bow hunter Education Program, including all practicals (Tree stand safety, Blood trailing, Shoot/Don't Shoot, etc.).

Note: The Deer Processing training is currently not scheduled to occur at NAS Oceana.

Changes



- **IBEP- Highly recommended for new bow hunters**
- **Online – Indoctrination**
 - For 2021-2022 season, the process will be the same as the 2020-2021 season. Training will be an online self-tutorial that will require hunters to sign and submit a certificate.
 - For future seasons, discussions are underway to either go back to in person trainings or go to an Online based training via RecAccess with a test.
- **Next season (2022-2023) NAS Oceana, DNA, and NALF Fentress, will be requiring all hunters to use the RecAccess system.**
 - Permit sales will also be moving to this online system.
 - ~~Process will be slightly different than NWA, stay-tuned for updates.~~

Indoc training is typically a face to face auditorium or classroom style training event. Indoc trainings are anticipated to resume to the face to face training events next season, assuming there are no active Pandemic restrictions at that time.

Navy Property Hunting Days



•**NASO and DNA, Regular Hunting Season:** will be 01 OCT 2021 – 01 JAN 2022.

–Hunting Only Occurs Monday-Saturday during authorized seasons.

•Note: Small Game Hunting is authorized on Saturdays at NASO ONLY.

–Archery is also authorized during firearm and muzzleloader seasons.

•**NASO ONLY, Extended Hunting Season:** will be from 03 JAN 2022 – 28 FEB 2022.

–(Muzzleloader, bow and crossbow will be allowed six days a week (Mon-Sat) in designated areas for harvest of antlerless deer only.)

Navy Property Hunting Days (cont.)



• **NALFF Hunting Season:**
will be 01 OCT 2021 – 01
JAN 2022.

–Hunting Only Occurs
Monday-Saturday during
authorized seasons.

- Note: During Late
Muzzleloader Season
Saturdays are reserved for
Small Game Hunting ONLY.

Virginia Deer Hunting Days and Seasons



- **Mondays - Saturdays**

- Bow, Crossbow, Shotgun and Muzzleloader where applicable;

- **Shooting hours**

- 1/2 hour before sunrise to 1/2 hour after sunset

- **General Firearms Season (01 Oct - 30 Nov)**

- Big game license

- **Archery Season (02 Oct – 12 Nov)**

- **Can hunt on big game license October 01**

- **Late Archery Season (01 Dec - 01 Jan)**

- **Archery license required**

- **Late Muzzleloader Season (11 Dec – 01 Jan)**

- **Muzzle Loader License Required**

14

Archery season opens in the State of Virginia on the 2nd of October , However while hunting on base property you can hunt with the bow as soon as general firearms season opens (01 Oct) without having your archery license. When late archery season opens on the 01st of December you must have your Archery license!

Same applies to the Muzzleloader if you qualify. You can hunt with the muzzle loader from the start of general firearms season without having the muzzleloader license but you must have the muzzleloader license during the late muzzleloader season.

Pay attention to state regulations!!! These are available online via the Virginia Department of Wildlife Resources website.

Review the NAS Oceana Deer Hunting Rules and Regulations document for the 2021-2022 hunting season for more details.

Check-out Procedure



- **Locations:**

- NASO & DNA = NASO Bldg. 320
- NALFF = NALFF Bldg. 100

- **1st Come 1st Served**

- Earliest arrival time = 2.5 Hours before shooting time

- **Cannot Check-out any earlier than 1.5 hours before sunrise**

- **No signing out for afternoon hunting in AM!**

15

No signing out an area on your way to work (**with no intention of hunting that area till after you get off work**)

Notes:

- DNA Restricted Access hunting area check-in/out is conducted at DNA building 353.
- NAS Oceana Restricted Access hunting will continue to check-in/out at NAS Oceana building 320.

Review the NAS Oceana Deer Hunting Rules and Regulations document for the 2021-2022 hunting season for more details.

Check-out Procedure (cont.)



- **Complete log sheet**

- Guests must have sponsor present at check-out and must hunt in same area

- **Exchange federal/station permit for temporary hunting pass and parking permit**

- **Muzzleload - first come, first serve**

- Will allow **ONLY 2 hunters per area at Oceana only if check-in simultaneously! Required if sponsored.**

- **Don't Forget to Pickup a DMAP or DPOP tag**

Check-out Board




•Black Tag = Area Closed

- Small game
- Muzzleloader
- Workers in Area
- Security, Ops, etc.

•Red Tag = Tracking

- From previous night.
- Access until 1200 following day.
- No weapons allowed.
- Notify Security - put a note on dashboard “tracking game” and indicate start time.



Hunting and Parking Passes



- **Large Pass**
 - Parking - on dash
- **Small Pass**
 - Keep on person while hunting
- **Return both at check-in**



Check-in Procedure



- **Check-in before leaving the station**
 - To move to a different hunting area, you must check-in from the first area
- **No later than 1.5 hours after sunset**
- **Complete log sheet**
- **Request Security Red tag area if still tracking wounded game**
- **Turn in unused DMAP/DPOP tags**

19

Notes:

- DNA Restricted Access hunting area check-in/out is conducted at DNA building 353.
- NAS Oceana Restricted Access hunting will continue to check-in/out at NAS Oceana building 320.

Review the NAS Oceana Deer Hunting Rules and Regulations document for the 2021-2022 hunting season for more details

Check-in Procedure (cont.)



•If Deer was harvested notify security so they can contact the Game Check Personnel. Proceed to the Game Check Station to Check your animal (required).

–Do not leave until your animal has been checked.

–Game Check Station Locations:

•NASO, DNA & NALFF = NASO Building 78

Boundary Markings



- Firebreaks
- Fence-lines
- Ditches
- Roads



Review the NAS Oceana Deer Hunting Rules and Regulations document for the 2021-2022 hunting season for more details.

Parking Areas



- **Park in Designated Areas**
- **1 X 1 foot square yellow signs mark authorized parking areas**



Also, see hunting area maps, and later slides.



- **NASO & DNA Check-in/ out with Security Bldg. 320**
- **NALFF Check-in/ out with Security Bldg. 100**
- **Scouting Restrictions**
 - ***Final preseason scouting day is 14 September***
 - Allowed only with current Installation permit (This Year's Permit, 2021)
 - Permitted during season if you check-out area in advance
 - Permitted on Sundays
 - Can place stands, no guarantee of getting area

Review the NAS Oceana Deer Hunting Rules and Regulations document for the 2021-2022 hunting season for more details.

The Harvest



•Virginia Bag Limits

- Limit of 2 per day and 6 per season
 - If you take 6, two *must* be antlerless

- Additional 2 deer tags available for harvest on private land only (NASO/ DNA/ NALFF is private)

- Use of additional Installation Issued DMAP or DPOP Tags are 1st Come 1st Served (antlerless Deer ONLY) and do not count towards the 6 per season limit.

Review the NAS Oceana Deer Hunting Rules and Regulations document for the 2021-2022 hunting season for more details.

Taking of Game



- **Tracking late evening**
 - Notify Security to Red Tag
- **Immediately validate tag upon recovery of animal**
 - Remove notch from appropriate tag – do not remove tag
 - Call 1-866-GOT-GAME (468-4263) to check in deer
 - Write confirmation number on license tag
- **Game check-in still required on base**
 - Notify Security to Notify On-Call Game Check POCs
 - ALL deer checked-in at Game check station, Bldg 78
 - Biological data collection associated with DMAP/DPOP requirements

Taking of Game (cont.)



- **Field dress in the woods on Base, at an authorized on Base Cleaning Station or authorized off Base property location**

- NOT within 200YDs of roads, trails, buildings, agricultural land or runway clear zones.
- Base Cleaning Stations located at Game Check Stations (*must bag and dispose of remains in authorized dumpsters*)
- Genitals must be intact

Review the NAS Oceana Deer Hunting Rules and Regulations document for the 2021-2022 hunting season for more details.

Handling of Harvested Game



- **DO NOT transport in plain view**
 - Keep covered in back of truck

- Allow plenty of time to track**
 - At least 2 hours

- Maintain ethical manner at all times**
 - Unethical acts are subject to review

- Cooler Use:**
 - Locked, behind the NASO NRC (Game must be labeled)
 - \$1/day - 10-day maximum***

Navy Property Hunting Areas



•Hunting Areas - refer to updated maps!

- NASO area 48 removed
- DNA areas temp. closed: 25, 26, 27, 28, & 29
- NALFF areas temp. closed: 5, B-4, B-5, 18, & 20

•Parking Areas

- Know location of areas - **No Exceptions.**
 - NASO, Back Gate Parking Closed
 - NASO, Bldg. 1114 Parking Area Relocated to Bldg. 1115 (Parking in designated area, do not block access to sheds)
 - NASO, New as of 2018, South of Airfield Parking Area

•100 yd. buffer zone from:

- Buildings, Working personnel, Horse trails, Roads, Recreation areas, etc.

•Muzzleloader Areas

-NALFF

- Certain areas are designated bow only by preceding the area number with a "B"; not to be confused with small game area B

Navy Property Hunting Areas (NASO)



Deer Hunting Location Map

Skeet Range Gates, requires key and combination for lock

Use perimeter road to access south end and south west airfield hunting areas.

As of 2018, South Airfield Parking



Naval Air Station Oceana
Virginia Beach, Virginia

Hunter's w Physical Disabilities, Area 40, Disabled hunters requiring special accommodations Requires Advanced coordination with Installation Natural Resources Staff

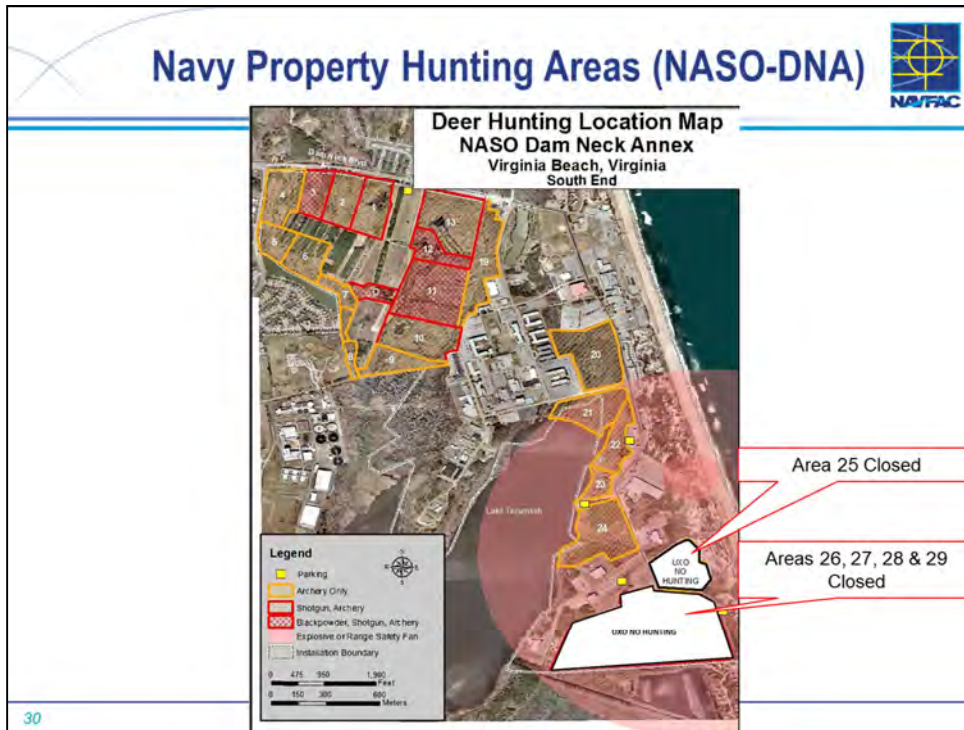
Bells Rd. Gate, Restricted Access Only

Check Station: Bldg. 78

Security Check In/Out: Bldg. 320

Reminders:

- No Back Gate Parking.
- Hunting Area 48 no longer exists.
- Hunting Areas 29, 30, 31, 32, 33, 34, 35, 37, 38, 40, 41, and 47 are now restricted access hunting areas.
- Areas 32, 33, 34, 35, and 37 may be closed due to environmental restoration activities.



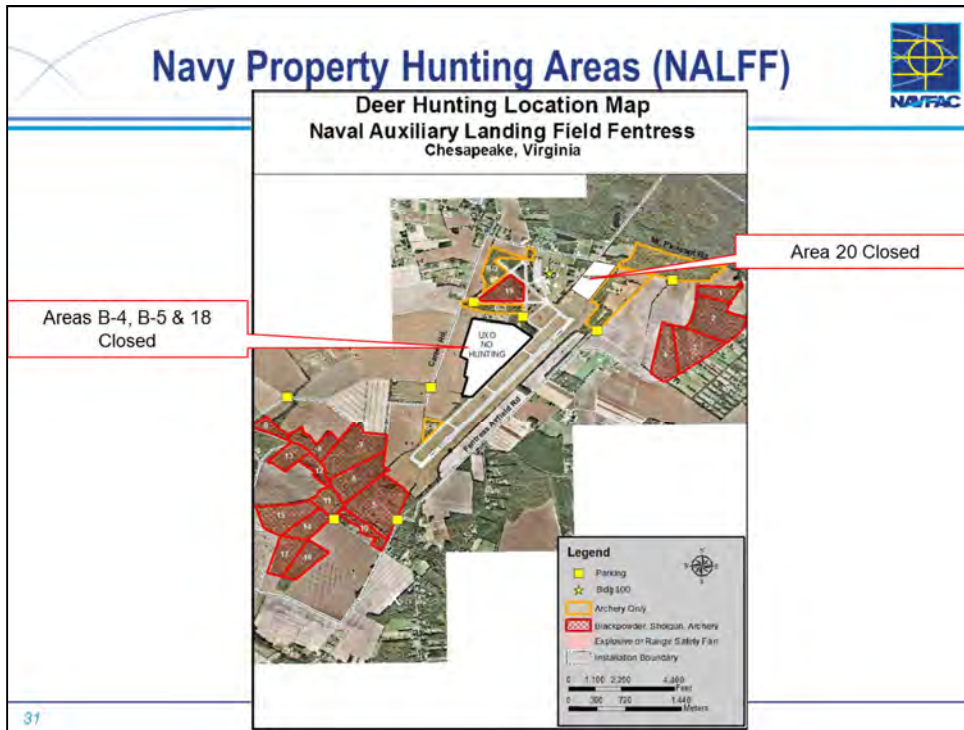
Hunting areas North of Dam Neck Blvd. are restricted access hunting areas only. These areas are not open to all recreational hunters. For individuals that already have access within the restricted access area of the base, those wishing to hunt these areas must follow the Installation's Hunting Rules & Regulations, check in/out with the restricted access hunting desk/POC and all data must be turned into the Installation's Natural Resources Program. For more information regarding hunting areas and check-in/out within the NASO DNA restricted access areas call 757-433-2151.

Coordination with Environmental Restoration and Safety Program Managers is ongoing regarding closing and re-opening hunting areas.

UXO = Unexploded Ordinance (a.k.a, Munitions Response Program, MRP)

Areas 25, 26, 27, 28 and 29 have been closed to hunting until these areas are no longer classified as unexploded ordinance (UXO) areas.

Area 24's boundary has been changed due to tree removal associated with construction. Map updates are pending. Scout the area in advance to ensure you are maintaining required shooting distances from inhabited buildings, roads, walkways, parking areas, etc.



Area 20 also lacks trees of appropriate size to establish a safe tree stand, but it is also closed due to environmental restoration program requirements. Area is closed until site is no longer classified a potential hazardous materials site.

Areas 5, 10, 21, and B-1 have been impacted due to tree removal activities and may no longer have trees available for establishing required safe tree stand heights and locations for elevated shooting requirements. Please scout these areas accordingly.

UXO = Unexploded Ordnance (a.k.a, Munitions Response Program, MRP)

Avoiding Violations



- **Deer traveling single file**
 - **Take the lead doe**
 - **NOTE:** Button bucks frequently enter food plots first
 - Later in season BBs are closer to mature doe size
- **WATCH for dominant deer**
 - **Careful of aggressive and adolescent behavior**
- **DON'T shoot in poor light**
- **DON'T take long shots**
- **AVOID moving targets**

Explosive arch's



- Remember through-out the various bases the explosive arch's can and do encompass some hunting areas.
- If this is of concern to you, please talk to the Natural Resources Staff.



Range rules and regulations



- Shooting by permit only. Must fill out application/waiver and have permit endorsed by staff before using the range. Must be shown upon request.
- Authorized shooting times from sunrise to sunset.
- Shooting Authorized from shooting line only/ Boardwalk and elevated platform.
- Alcohol Possession or use Strictly Prohibited on premises.
- All shooter's are reminded to place all trash in the receptacles provided.
- **Range Etiquette and safety are required at all times.**
- Excelsior bales are for field tips only.
- Please don't place your targets in front of excelsior bales while shooting hunting tips.
- Any violations of above rules are subject to permit suspension or revocation.

Range Rules



Shooting Line/Boardwalk and Elevated Platform



Archery Range



Common Violations



- **Make, Model and Serial number of weapon not listed on back side of permit, shall constitute an illegal firearm on base. Minimum penalty is loss of permit for a year.**
- Shooting from the ground, after dark or into any open field.
- Loading of a firearm prior to being elevated 12' in a tree stand.
- Blaze orange not being worn to and from the stand.
- Game in the NRC cooler longer than 10 days.
- Weapons out of season: Shotgun after general firearms season, muzzle loader prior to opening late muzzle loader season.

Pay attention to State Regulations so you're not hunting with the wrong weapon !

Weapons Card



COMNAVFORPACINST 5450.1
1 4 JUN 82

DATE

PRIVATE FIREARMS REGISTRATION AND STORAGE

FROM: _____
 TO: Commanding Officer
 Via: Security Officer
 Subj: PRIVATE FIREARMS REGISTRATION AND STORAGE
 Ref: (A) COMNAVINST 5450.1

1. Per reference (a), which I have read and understand, it is requested that I be permitted to register and store the following firearm(s) in my on-station residence, shipboard armory, or the Installation Armory. I understand that all firearms stored in my residence will have a trigger lock in place and be stored in a location accessible only to adult residents. This authorization may be revoked at anytime.

TYPE FIREARM (MANUFACTURER/MODEL/CALIBER/GAUGE)	SERIAL NO.
(1) _____	_____
(2) _____	_____
(3) _____	_____
(4) _____	_____
(5) _____	_____
(6) _____	_____
(7) _____	_____
(8) _____	_____
(9) _____	_____

NAME			
LAST	FIRST	MIDDLE	DATE OF BIRTH
_____	_____	_____	_____
SSN	RATE/RANK	COMMAND/SQUADRON	
_____	_____	_____	

ADDRESS WHERE FIREARMS(S) WILL BE STORED _____ TELEPHONE (H) (____) _____
 SIGNATURE _____ (M) (____) _____

.....
 APPROVEMENT (ARENT COMMAND - COMMANDING OFFICER)
 Forwarded, recommending _____ APPROVAL _____ DISAPPROVAL _____
 SIGNATURE _____ DATE _____

Note: If disapproved by CO - No further action is necessary

Enclosure (2)

7 10:53 AM


Weapons Card



QUALIFICATION TO POSSESS FIREARMS OR AMMUNITION	
PRIVACY STATEMENT	
<p>AUTHORITY: 18 U.S.C. §§ 921(a), 924(a), 925(b)</p> <p>PERSONAL RESPONSIBILITY: To assist law enforcement in identifying individuals who pose a danger to public safety, the Department of Justice has established a system for identifying individuals who are prohibited from possessing firearms or ammunition. This system requires the submission of certain information to the Department of Justice. The information submitted is used to identify individuals who are prohibited from possessing firearms or ammunition.</p> <p>NOTHING HEREIN: Is intended to be used to identify individuals who are prohibited from possessing firearms or ammunition.</p> <p>DISCLOSURE: Information for all personnel who are required to identify individuals who pose a danger to public safety is used for the purposes of identifying individuals who are prohibited from possessing firearms or ammunition. This information is used to identify individuals who are prohibited from possessing firearms or ammunition. This information is used to identify individuals who are prohibited from possessing firearms or ammunition.</p>	
<p>SECTION I - INSTRUCTIONS</p> <p>An individual in the San Control Act of 1968 (18 U.S.C. § 922) makes a felony for anyone who has been convicted of a misdemeanor crime of domestic violence to ship, transport, receive, or possess firearms or ammunition. It is also a felony for any person to sell or otherwise dispose of a firearm to any person who is prohibited.</p> <p>The Department of Defense has, by policy, required the submission of information in Form FD-302 (Rev. 11-10-03) to those officers or civilian personnel who have felony convictions for crimes of domestic violence. Convictions of crimes of domestic violence do not include summary conviction proceedings, the conviction of a person under the Uniform Crime Reporting Act (UCR) or Federal Probation or other alternative dispositions in court records. Furthermore, a person shall not be considered as having committed a "crime of domestic violence" for purposes of the firearms prohibitions of the San Control Act unless all of the following elements are present:</p> <p>(1) the person was convicted of a crime;</p> <p>(2) the offense took place in the United States or in any possession or territory of the United States;</p> <p>(3) the convicted offender was at the time of the offense, in the United States or in any possession, territory or other area of the United States;</p> <p>(4) the crime was committed against a child or parent.</p> <p>(1) a person who was committing with or had contact with the victim as spouse, parent, or guardian of the victim;</p> <p>(2) a person who was jointly or jointly involved with the victim as spouse, parent, or guardian of the victim;</p> <p>(3) the convicted offender was represented by counsel, or knowingly and intentionally waived the right to counsel;</p> <p>(4) if ordered to have the case tried by jury, the case was actually tried by jury or the person knowingly and intentionally waived the right to have the case tried by jury;</p> <p>(5) the conviction has not been expunged or the records of the conviction have not been sealed for the purposes of the law that governs the person, unless the person has not any, remains, remains, or otherwise waived rights provided that the person has not any, remains, remains, or otherwise waived rights.</p> <p>If you have ever received a domestic violence conviction, (1) you shall not possess any firearm or ammunition and (2) you must report the conviction to your commanding officer or supervisor in your command or organization of any private federal training or institution. Furthermore, any previously issued authorization to possess a firearm or ammunition is voided.</p> <p>If you have any questions, or you are uncertain if you have a conviction, you may wish to consult a legal representative, a judge, or a priest or attorney, at your own expense.</p>	
<p>SECTION II - QUALIFICATION INQUIRY Complete and return to your commander or immediate supervisor within 30 days of report.</p> <p>1. CHECK THE EVERY-BODY'S CHECKLIST OF A CRIME OF DOMESTIC VIOLENCE AS DESCRIBED ABOVE: (circle any one)</p> <p>YES <input type="checkbox"/> NO <input type="checkbox"/></p> <p>2. IF YOU ANSWERED "YES" TO THE FIRST QUESTION, PROVIDE THE FOLLOWING INFORMATION WITH RESPECT TO THE CONVICTION:</p> <p>A. COURT JURISDICTION</p> <p>1. STATE/COURT <input type="text"/> 2. DATE BEYOND (YYYYMM) <input type="text"/></p> <p>B. VERIFICATION: I hereby verify that, to the best of my information and belief, all of the information provided by me is true, correct, and made in good faith. I understand that false or fraudulent information provided to me may be grounds for criminal and/or military offenses, including but not limited to falsifying records, and if provided knowingly or willfully, shall be the equivalent of a crime of domestic violence in the future.</p> <p>* NAME (Last, First, Middle Initial) <input type="text"/> * BIRTHDATE <input type="text"/> * SOCIAL SECURITY NUMBER <input type="text"/></p> <p>A. ORGANIZATION <input type="text"/> B. SIGNATURE <input type="text"/> C. DATE BOND (YYYYMMDD) <input type="text"/></p>	
<p>DD FORM 2760, DEC 2002 REVISED EDITION 8 (06/01/01)</p>	

Weapons Card




DEPARTMENT OF THE NAVY
COMMANDER NAVY REGION MID-ATLANTIC
REGIONAL SECURITY DIRECTORATE
AUTHORIZATION TO CARRY PRIVATE FIREARMS

NAME (Last, First, MI) _____ Address _____
 Command Address _____

Rank	Sex	Age	Height	Weight	Eyes Color	Hair Color
DOB	SSN		Issue Date	Expiration Date		
Station Signature			Approved (Signature, Rank, or Title)			

COMNAVREGMIDLANT 5820.2/1

Weapons Type	Serial #
Weapons Type	Serial #
Weapons Type	Serial #
Weapons Type	Serial #
Weapons Type	Serial #
Weapons Type	Serial #
Weapons Type	Serial #
Weapons Type	Serial #

Weapons Card



ENDORSEMENT (PRECINCT INVESTIGATIONS DIVISION)
Forwarded, recommending APPROVAL _____ DISAPPROVAL _____
SIGNATURE _____ DATE _____

ENDORSEMENT (INSTALLATION ARMORY OR SHIP'S ARMORY) IF APPLICABLE
Forwarded, recommending APPROVAL _____ DISAPPROVAL _____
SIGNATURE _____ DATE _____

ENDORSEMENT (PRECINCT SECURITY OFFICER)
Forwarded, recommending APPROVAL _____ DISAPPROVAL _____
SIGNATURE _____ DATE _____

INSTALLATION COMMANDING OFFICER, OR DESIGNATED REPRESENTATIVE,
This request is APPROVED _____ DISAPPROVED _____
SIGNATURE _____ DATE _____

ACKNOWLEDGEMENT: UPON PERMANENT REMOVAL OF FIREARM(S),
APPLICANT WILL SURRENDER THEIR FIREARMS REGISTRATION "

SIGNATURE _____ DATE _____

Return this approval form to the Installation Security Officer
for issuance of Authorization to Carry Private Firearms Card.

10:51 AM

Why Non-lead Bullets?



Humans and Lead

- There is 23 times "risk" level of lead than small amounts can affect the nervous system and cause anemia and increases in blood pressure.
- Children are especially vulnerable to lead poisoning. It can cause aggressive behavior, learning disabilities, and a permanently lowered IQ.

Wildlife and Lead

- Bald eagles and other large birds are poisoned when they eat lead fragments in carcasses and prey items.
- Wildlife rehab centers report eagles in lead poisoning each year during and after the fall deer/hunting season.
- Eagles and other large birds feed in groups, so one carcass can poison several birds.




Hunters Praise Non-lead Bullets

- Non-lead bullets expand on impact like lead bullets, but they're copper, leaving a cleaner bullet path with no contamination.
- All-copper bullets have superior penetration, comparable knock-down power, and are as accurate as lead.
- In an Arizona survey of deer hunters, 89% that harvested an animal said that non-lead bullets performed as well or better than similar lead calibers.

For more information and a list of available calibers, visit:

huntingwithnonlead.org



Why Non-lead Bullets?

To Help Conserve Wildlife

To Keep You And Your Family Healthy



Why Non-lead Bullets?



Hunters Helping to Reduce Lead

Be part of the solution.

We have removed toxic lead from paint, gasoline, and water pipes. It makes sense to keep it away from wildlife and remove it from your food.

Kid conservation.

Hunters who use non-lead ammunition carry on sportsmen's proud tradition of wildlife conservation.

Protect your family's health.

Eating game that is shot with non-lead bullets is healthier, especially for children and pregnant women.

Switch ammunition.

Give non-lead ammo a try.

Lead poisoning is a serious problem for both wildlife and humans, but it is easily preventable.

The X-rays to the right show hundreds of lead fragments in a deer neck (top) and a gut pile (bottom).

Lead bullets shatter on impact. Toxic lead fragments spread a surprising distance from the bullet's path, ending up in game meat and in gut piles that are left behind.


Non-lead bullets, like the ones shown below, stay in one piece after impact. They leave a clean path with no fragments. When the bullet is removed, no further cleaning is needed.



Miscellaneous



- Gates will be locked
 - Combos will be on hunter check-in sheet
 - Piggy back the locks!!!**
 - Connect our lock to one of any other locks



Do not make it so another lock on the chain cannot be unlocked. Be sure all locks on the chain can be unlocked and the gate can be opened.



•As per the 2021-2022 DEER HUNTING RULES AND REGULATIONS.

–Coyotes may be taken at NASO/DNA/NALFF in accordance with State Laws.

•Note: If you do shoot one bring it to the NASO Bldg 78 Check station for confirmation

–Report sex, weight, coat color, and location where harvested

–NALFF Hunting Season: No squirrel hunting at Anytime!!

No Squirrel hunting on NALFF! Squirrel is the main food sources for Canebrake rattlesnakes. Canebrake rattlesnakes are protected under Virginia's Endangered Species Act.



SMALL GAME HUNTERS:

If you are successful while small game hunting on any of our bases, Natural Resource Staff need to know.

There is a small game data sheet that we are required to fill out to keep track of what was taken from season to season.

Hunters Name

Small game area

Animals taken

(Please help us out with this info)

Miscellaneous



- **Blaze Orange**
 - Required to and from area
 - Display on stand
 - Ground hunters must wear at all times

- **Fox (Opens 01 Nov) only during bow season**

- **Police your area**

- **Portable tree stands only**
 - Label with name and phone # or you may lose it

- **Limit defoliation, Pruning of small branches only**

Miscellaneous



- Duty Deer Check-In # 757-613-0320
- Must have a flashlight during evening
- COMNAVREG MIDLANT INST 11015.2
- Mark arrow shaft with last 4 #s in SS#
- Small game hunting (rotation of areas)
- NO non-biodegradable survey tape
 - Limit use of “bright-eyes”
- Do NOT screw up the piggy backing of locks!**

VDGIF Requested Reminders



•Hunting Off Base

–Be sure to follow all state regulations and know your hunting area boundaries and hunting area restrictions. (*This includes properties adjacent to Navy property, e.g., Cavalier Management area.*)

•Chronic Wasting Disease (CWD) carcass transportation regulations have been changed.

- VA is a CWD Positive State.
- VA Harvested deer taken across state borders must comply with the other States' carcass importation regulations.
 - North Carolina requires carcasses to be boned-out or quartered so the brain and spinal cord are removed before crossing the border. (See NC and VA State Wildlife Agency Hunting Rules and Regs on Carcass Importation for more details.)

Voluntary Quality Deer Management (QDM)



- **Reduces herd density - improving habitat and does**
- **Reduces BASH and other Deer-Vehicular Collisions**
- **Increases the % of older bucks in the population**

Voluntary QDM Guidance



- 15” inside spread (tip of ears)
- 6 points or better for bow hunting
- 8 points or better for muzzleload or shotgun
- TRUE SPIKES with both antlers greater than 5” can be taken (this will generally be 1.5 year old bucks)
- No button bucks!
- Harvest Does...Harvest Does...Harvest Does...

Voluntary QDM Guidance (cont.)



- Doe management is population and herd management
- Pass up smaller deer
- Use DMAP/DPOP tags for does only; do not use for button bucks!
- DMAP/DPOP permits available at NASO, DNA, and NALFF

Use the Installation Tags before you use your own tags.

Antlerless Deer Characteristics



•Doe

- Long head
 - “12oz. drink bottle”
- Long neck
- Large, rectangular body
 - “Luggage”

•Fawn

- Short head
 - “6oz. drink bottle”
- Short neck
- Small, square body
 - “Briefcase”

Yearling Buck Identification



- **Body shape**

- Abnormally long legs and slender body
- Long, thin neck - resembles a doe with antlers

- **Antlers**

- Tip-to-tip distance between ears, less than 15"
- Thin, lacks mass and has smooth bases
- Antlers extending outside the ear tips, probably not a yearling

- **Avoid harvesting "lone" antlerless deer. Wait for others to make a size comparison.**

Quality Deer Management (QDM)



“Once a spike, always a spike”?



- NOT true**

- More a result of birth date and habitat conditions
- But, will almost always have lower B&C score at maturity than forked buck at same age

- Poor age indicators**

- Antler points

- Good age indicators**

- Antler spread and main beam length

QDM Shooter Bucks



QDM Shooter Bucks



Feral Swine Reporting



Report Feral Swine



Help Protect Virginia's Agricultural
and Natural Resources

1-855-571-9003



Please Report
Hog Sightings
Hog Damage



On Base Observations:

- Notify CDO at 757-438-3159
- Ask to notify on duty Natural Resources Staff
- Provide CDO:
 - location of the animal (installation name and general location on the installation)
 - your name
 - callback phone number

If Feral Swine are observed on base, contact the Command Duty Officer (CDO) at 757-438-3159. Ask the CDO to notify the on duty Natural Resources Staff. Tell the CDO where the animal was located and provide them with your name and contact information to provide to the responding Natural Resources Staff. If you can obtain photos and a GPS location (Latitude/Longitude) of the animal, that would be most helpful.



**Ensure you fill out the training
certificate document and email the
document to
NAVFACML_PWD_OCEANA42@navy.mil**

Read and view all content within this power-point presentation and within the Naval Air Station Oceana Deer Hunting Rules and Regulations 2021-2022 Season supplemental document. Once you have completed reviewing these materials, ensure you fill out the associated Indoc Certificate form and email it to <NAVFACML_PWD_OCEANA42@navy.mil>. This will be used as proof that you have received and understood the Installation's hunter indoctrination training, a pre-requisite for hunting on the installation.

Certificate Document is the last page of this presentation.




- **Thank you for your attention.
Have a great hunting season. “Be safe”
and look out for your fellow hunters.**

**Naval Air Station Oceana, Naval Auxiliary Landing Field Fentress, and Dam Neck Annex
Natural Resources Hunting Program
Indoctrination Training Certificate**

I, _____, acknowledge that I have reviewed and understand the "2021 NAS Oceana Online Hunting Indoctrination Training." I fully understand the requirements set forth from the presentation and agree to apply the information presented while on the installation.

Signature: _____

Date: _____



Submit completed forms to NAVFACML_PWD_OCEANA42@navy.mil.